

# Just Can't Get Enough

## Depeche Mode

Intro  
G G C C  
Riff A  
G G C C  
G G C C

G  
When I'm with you baby, I go out of my head  
C  
And I just can't get enough, I just can't get enough  
G  
All the things you do to me and everything you said  
C  
And I just can't get enough, I just can't get enough  
D Em  
We slip and slide as we fall in love  
C D  
And I just can't seem to get enough

Riff A  
G G C C  
G G C C

G  
We walk together, we're walking down the street  
C  
And I just can't get enough, I just can't get enough  
G  
Every time I think of you I know we have to meet  
C  
And I just can't get enough, I just can't get enough  
D Em  
It's getting hotter, it's our burning love  
C D  
And I just can't seem to get enough

Riff A + Riff C  
G G C C  
G G C C  
Riff B  
A D A D7

G G  
I just can't get enough I just can't get enough  
C C  
I just can't get enough I just can't get enough

G G  
I just can't get enough I just can't get enough  
C C  
I just can't get enough I just can't get enough

G G  
I just can't get enough I just can't get enough  
C C  
I just can't get enough I just can't get enough

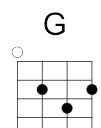
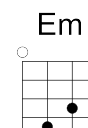
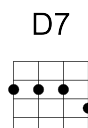
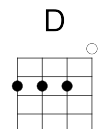
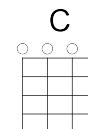
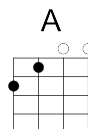
Riff A  
G G  
I just can't get enough I just can't get enough  
C C  
I just can't get enough I just can't get enough

G  
And when it rains, you're shining down for me  
C  
And I just can't get enough, I just can't get enough  
G  
Just like a rainbow you know you set me free

C  
And I just can't get enough, I just can't get enough  
D Em  
You're like an angel and you give me your love  
C D  
And I just can't seem to get enough

Riff A  
G G C C  
G G C C  
Riff B  
A D A D7

Repeat ad lib  
G G  
I just can't get enough I just can't get enough  
C C  
I just can't get enough I just can't get enough



# Just Can't Get Enough

## Intro

The first system of the musical score for 'The Wind' is shown. It consists of three staves. The top staff is a guitar fretboard diagram with two strings (Treble and Bass) and fret numbers (0, 2, 3) indicating fingerings. The middle staff is a guitar fretboard diagram with two strings (Treble and Bass) and fret numbers (0, 2, 3) indicating fingerings. The bottom staff is a standard musical staff in 4/4 time, featuring a treble clef and a key signature of one flat (B-flat). The melody begins with a quarter note G4, followed by eighth notes A4, Bb4, and A4, and then a quarter note G4. The bass line consists of a quarter note G3, followed by eighth notes F3, E3, and D3, and then a quarter note C3.

## Part A

The musical score for "The Rose Tree" is presented in two systems. The first system is for the guitar, with a key signature of one flat (B-flat) and a common time signature (C). The guitar part is written in standard notation on a six-string guitar. The second system is for the voice, with a key signature of one flat (B-flat) and a common time signature (C). The voice part is written in standard notation on a single staff. The score includes a guitar introduction, a vocal melody, and a guitar accompaniment. The guitar part features a mix of chords and single notes, while the voice part consists of a single melody line. The score is written in a clear, legible font, with a key signature of one flat and a common time signature.

## Part B

The musical score for 'The Rose Tree' is presented in two systems. The first system shows the beginning of the piece, starting with a treble clef and a key signature of one sharp (F#). The melody is written on a single staff, and the accompaniment is written on a grand staff (treble and bass clefs). The second system continues the melody and accompaniment. The score includes various musical notations such as notes, rests, and bar lines. The title 'The Rose Tree' is written in a decorative font at the top of the page.

### Part C - play over part A

13

C G

The image shows a musical score for guitar, consisting of two staves. The top staff is a tablature with fret numbers and a C/G chord diagram. The bottom staff is a standard musical notation with a treble clef and a repeat sign. The sequence is 13 measures long, divided into two sections by a double bar line. The first section contains measures 1 through 6, and the second section contains measures 7 through 13. The tablature shows various fret numbers and a C/G chord diagram. The standard notation shows a melody line with a repeat sign at the beginning and end.